








NUTRICIA - GIVING SET COMPATABILITY

For healthcare professional use only

Product	Picture	Code	Compatible Giving Set (old name)	Compatible Giving Set (new name)	Hang Time			
OpTri Bottles (500ml & 1000ml)	 	Pump OpTri Set – Most commonly used				24 hrs		
		95349	Flocare Infinity Pack Set – No Port	Flocare Infinity Pump OpTri Set – No Port				
		95347	Flocare Infinity Pack Set – Y Port	Flocare Infinity Pump OpTri Set – Y Port				
		86514	Flocare Infinity Pack Set – 3-way port & drip Chamber	Flocare Infinity Pump OpTri Set – 3-way port & drip Chamber				
		Pump OpTri and Bottle Set – Less hang time than a Pump OpTri Set						
		90086	Flocare Infinity Bottle Set – No port with drip chamber	Flocare Infinity Pump OpTri and Bottle Set – No port with drip chamber	8 hrs			
		101587	Flocare Infinity Bottle Set – Y port & drip chamber	Flocare Infinity Pump OpTri and Bottle Set – Y port & drip chamber				
		90084	Flocare Infinity Bottle Set – 3 way port & drip chamber	Flocare Infinity Pump OpTri and Bottle Set – 3 way port & drip chamber				
		Pump OpTri (Mobile) set – Shorter tubing, normally for use with a GO Frame (Product code: 43247) and/or GO Bag (Product Code: 44497)						
		86484	Flocare Infinity Pack Mobile Set – No Port	Flocare Infinity Pump OpTri (Mobile) set – No Port	24 hrs			
		101586	Flocare Infinity Pack Mobile Set- Y Port	Flocare Infinity Pump OpTri (Mobile) set – Y Port				
		Gravity OpTri and Bottle Set – Used for gravity feeding, not compatible via a pump						
		86460	Flocare Gravity Pack Set – Y port & Drip Chamber	Flocare Gravity OpTri Set – Y port and drip chamber	24 hrs			
89755	Flocare Gravity Pack Set & Bottle Set – Y port & Drip Chamber	Flocare Gravity OpTri & Bottle Set – Y port and drip chamber	8 hrs					
Tube Feed Bottles (200ml & 500ml). Standard Baby Bottles	 	Pump OpTri and Bottle Set – Most commonly used				8 hrs		
		90086	Flocare Infinity Bottle Set – No port with drip chamber	Flocare Infinity Pump OpTri and Bottle Set – No port with drip chamber				
		101587	Flocare Infinity Bottle Set – Y port & drip chamber	Flocare Infinity Pump OpTri and Bottle Set – Y port & drip chamber				
		90084	Flocare Infinity Bottle Set – 3 way port & drip chamber	Flocare Infinity Pump OpTri and Bottle Set – 3 way port & drip chamber	8 hrs			
		Gravity OpTri and Bottle Set – Used for gravity feeding, not compatible via a pump						
		89755	Flocare Gravity Pack Set & Bottle Set – Y port & Drip Chamber	Flocare Gravity OpTri & Bottle Set – Y port and drip chamber				
ONS Bottles (125ml & 200ml)	 	Flocare Container – Used to decant the formula into, and then attach to a giving set.				8 hrs		
		40441	Flocare Container - 0.5L					
		40455	Flocare Container – 1L					
		Syringes – Used to perform a bolus feed via syringe						
		124823	Single Use ENFit Syringe 60ml	N/A				
123584	Reusable ENFit Syringe 60ml							

Type	Picture	Code	Compatible Giving Set (old name)	Compatible Giving Set (new name)	Hang Time		
Flocare Containers (0.5L & 1L)		Pump OpTri Set – <i>Most commonly used</i>					
		95349	Flocare Infinity Pack Set – No Port	Flocare Infinity Pump OpTri Set – No Port	Powdered / reconstituted feeds: 4 hrs		
		95347	Flocare Infinity Pack Set – Y Port	Flocare Infinity Pump OpTri Set – Y Port			
		86514	Flocare Infinity Pack Set – 3-way port & drip Chamber	Flocare Infinity Pump OpTri Set – 3-way port & drip Chamber			
		Pump OpTri and Bottle Set – <i>Less hang time than a Pump OpTri Set</i>					
		90086	Flocare Infinity Bottle Set – No port with drip chamber	Flocare Infinity Pump OpTri and Bottle Set – No port with drip chamber	Ready to hang feed: 8hrs		
		101587	Flocare Infinity Bottle Set – Y port & drip chamber	Flocare Infinity Pump OpTri and Bottle Set – Y port & drip chamber			
		90084	Flocare Infinity Bottle Set – 3 way port & drip chamber	Flocare Infinity Pump OpTri and Bottle Set – 3 way port & drip chamber	Water: 24 hrs		
		Pump OpTri (Mobile) set – <i>Shorter tubing, normally for use with a GO Frame (Product code: 43247) and/or GO Bag (Product Code: 44497)</i>					
		86484	Flocare Infinity Pack Mobile Set – No Port	Flocare Infinity Pump OpTri (Mobile) set – No Port			
		101586	Flocare Infinity Pack Mobile Set- Y Port	Flocare Infinity Pump OpTri (Mobile) set – Y Port			
		Gravity OpTri and Bottle Set – <i>Used for gravity feeding, not compatible via a pump</i>					
		86460	Flocare Gravity Pack Set – Y port & Drip Chamber	Flocare Gravity OpTri Set – Y port and drip chamber			
89755	Flocare Gravity Pack Set & Bottle Set – Y port & Drip Chamber	Flocare Gravity OpTri & Bottle Set – Y port and drip chamber					

Adult OpTri Feeds

Transition from pack to OpTri



Connecting the OpTri Bottle

The OpTri bottle cap contains an ENPlus cross port and is fully compatible with Flocare ENPlus spikes on Flocare feeding sets

CLOSED SYSTEM INSTRUCTIONS

Connecting to a Flocare pack set



Flip the bottle cap open
 ⚠️ Be careful not to touch the port underneath as this can cause contamination.



Place the bottle in the upright position, attach the feeding set to the bottle. The feeding set has a plus symbol shaped connector + that needs to be aligned with the plus shaped cross port + on the bottle.



It's important to push down once the feeding set has been attached as this will pierce the integrity seal underneath the cross port. Once you have pushed down, screw the feeding set to the bottle until firm/tight.

OPEN SYSTEM INSTRUCTIONS

Bolus feeding



Place the bottle in the upright position and twist off the whole flip-top cap.



Open the feed by pulling the aluminium off.



Draw up the required amount of feed and follow normal feeding regime.

Optional: The feed can also be decanted according to patient need.

A Nutricia pack set used with an OpTri bottle will give the feed a **maximum hanging time of 24 hours.**

A Nutricia bottle set can be used with the OpTri bottle once the foil has been removed, and will give the feed a **maximum hanging time of 8 hours.**

For more information on the new packaging, transition timing or how to connect the OpTri bottle, please contact your Key Account Manager or Nutricia Nurse.